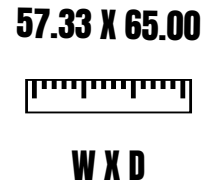




*Building Your Custom Dream...*

# HELLAH 2240



## Room Dimensions As Follow:

Foyer 6.8 x 11.0  
Kitchen 12.0 x 14.0  
Dining 11.0 x 15.0  
Gathering Room 16.0 x 27.0  
Pantry 5.4 x 6.8  
Mudroom/Laundry 11.6 x 8.8  
Office 11.0 x 11.0  
Bath #1 5.8 x 6.3  
Master Bedroom 13.0 x 18.9



**330.468.2892**

[www.kraftechhomes.com](http://www.kraftechhomes.com)  
[paulk@kraftechhomes.com](mailto:paulk@kraftechhomes.com)

Bath #2 9.0 x 9.6  
WIC# 1 6.8 x 12.0  
Master Bedroom 13.0 x 18.0  
Bedroom #2 13.0 x 11.0  
Bath #3 6.0 x 9.4  
Bedroom #3 12.3 x 12.0  
3 Car Garage 31.4 x 22.0  
Opt. Covered Porch 14.0 x 14.0